

Huawei CloudEngine 9855-32DQ Data Center Switch Datasheet

Huawei CloudEngine 9855 series switches are next-generation high-density 400GE access switches designed for data center (DC) scenarios.





Product Overview

Huawei CloudEngine 9855 series switches are next-generation high-performance and high-density 400GE access switches designed for DC scenarios. They have an advanced hardware architecture, offer high-density 400GE access ports, support 400GE uplink ports, and deliver a wide range of DC service features as well as a flexible airflow direction (front-to-back or back-to-front). CloudEngine 9855 series switches can work with CloudEngine 16800/16800-X series DC core switches to build an elastic, virtualized, high-quality, and fully-connected 40GE/100GE/200GE DC network (DCN), meeting network requirements of DCs in the cloud era. CloudEngine 9855 series switches provide high-density 400GE access to help enterprises and carriers build DCNs in the cloud computing era. They can also be used as core or aggregation devices of campus networks.

Product Models and Appearances

CloudEngine 9855 series switches contain the following model:

CloudEngine 9855-32DQ

Product Appearance	Description
 <p style="text-align: center;">Port side</p>  <p style="text-align: center;">Fan module and power module side</p>	<ul style="list-style-type: none"> 32 x 400GE QSFP-DD + 2 x 10GE SFP+ ports (uplink and downlink not distinguished)

Product Features

High-Density Access, Providing Superior Capacity

- A CloudEngine 9855 series switch supports a maximum of 32 400GE high-performance QSFP-DD ports. Each 400GE QSFP-DD port is backward compatible with 200GE/100GE/40GE interfaces, and can be split into four 100GE ports or two 200GE ports. 200GE/100GE/40GE interfaces cannot be split. The CloudEngine 9855 switch can connect to the CloudEngine 16800/16800-X series switches through 40GE/100GE/200GE uplinks to build a non-blocking network platform.

Inter-Device Link Aggregation, Ensuring High Efficiency and Reliability

- CloudEngine 9855 series switches support Multichassis Link Aggregation Group (M-LAG) to implement link aggregation among multiple devices, improving link reliability from the card level to the device level.
- Switches in an M-LAG all work in active state to share traffic and back up each other, enhancing system reliability.
- Switches in an M-LAG system can be upgraded independently. During the upgrade, other switches in the system take over traffic forwarding to ensure uninterrupted services.
- M-LAG supports dual-homing to Ethernet, VXLAN, and IP networks, allowing for flexible networking.

Virtualized Hardware Gateway, Achieving Rapid Deployment

- CloudEngine 9855 series switches can work with the industry's mainstream virtualization platforms. When functioning as high-performance hardware gateways on an overlay network (VXLAN), CloudEngine 9855 series switches can support the operations of a DC with up to 16 million tenants.
- When functioning as hardware gateways on an overlay network, CloudEngine 9855 series switches can connect to cloud platforms through open APIs, facilitating unified management of virtual and physical networks.
- The hardware virtualized gateway solution achieves rapid service deployment without having to change the customer network, protecting customer investments.
- CloudEngine 9855 series switches support Border Gateway Protocol - Ethernet VPN (BGP-EVPN), which can run as the VXLAN control plane to simplify VXLAN configuration within and between DCs.

Standard Ports, Enabling Open Interconnection

- CloudEngine 9855 series switches support NETCONF and can interconnect with iMaster NCE-Fabric.
- CloudEngine 9855 series switches support Ansible — an automatic management and O&M tool — to implement unified provisioning of physical and virtual networks.
- CloudEngine 9855 series switches are integrated with mainstream cloud platforms (including commercial and open-source cloud platforms) and third-party controllers, enabling flexible service customization and automatic management.

ZTP, Enabling Automatic O&M

- CloudEngine 9855 series switches support Zero Touch Provisioning (ZTP). ZTP enables the switches to automatically obtain and load version files from a file server, freeing network engineers from onsite configuration and deployment. ZTP reduces labor costs and improves device deployment efficiency.
- ZTP supports embedded script languages and provides them for users through open APIs. DC users can use a familiar programming language (such as Python) to centrally configure network devices.
- ZTP decouples the configuration time of new devices from device quantity and geographical distribution, shortening the service provisioning time and improving the service provisioning efficiency.

Intelligent O&M Through Collaboration with iMaster NCE-FabricInsight

- CloudEngine 9855 series switches support telemetry technology to collect device data in real time and send the collected data to iMaster NCE-FabricInsight — the DCN analysis component of Huawei iMaster NCE. Leveraging the intelligent fault identification algorithm, iMaster NCE-FabricInsight can analyze network data, accurately display the real-time

network status, locate faults and identify their root causes in a timely and effective manner, and detect network problems that can affect user experience, precisely guaranteeing user experience.

- CloudEngine 9855 series switches can insert IFIT extension headers into packets, visualize paths, and analyze interface-level packet loss, traffic, and latency to implement high-precision service-level packet loss measurement and facilitate fault demarcation.
- CloudEngine 9855 series switches support Packet Event. When a device discards packets due to reasons such as abnormal forwarding, specified packet discarding rules, a full buffer, or ACL rule deny actions, or when the latency of packets exceeds a specified threshold, the device reports related flow entries to the iMaster NCE-FabricInsight collector.
- CloudEngine 9855 series switches support application views. An application view clearly displays the applications, IP subnets, and their indicators and access relationships on the network.

Simplified DCN Deployment via Collaboration with iMaster NCE-Fabric

- CloudEngine 9855 series switches can interconnect with iMaster NCE-Fabric through standard protocols such as NETCONF and SNMP to adapt to networks and implement automatic network management. This helps to provide more efficient and intelligent operation methods, simplifying network management and reducing the OPEX.

Intelligent Lossless Network, Meeting High Performance Requirements of RoCEv2 Applications

- CloudEngine 9855 series switches support the iLossless algorithm to eliminate packet loss on the conventional Ethernet. This helps to build a lossless, low-latency, and high-throughput network environment for RoCEv2 traffic, meeting high performance requirements of RoCEv2 applications.
- CloudEngine 9855 series switches support PFC deadlock prevention. They can identify service flows that may cause PFC deadlocks and change queue priorities of these flows to prevent PFC deadlocks.
- CloudEngine 9855 series switches support Artificial Intelligence Explicit Congestion Notification (AI ECN). This future-oriented function can intelligently adjust the ECN thresholds of lossless queues based on the live-network traffic model to ensure low latency and high throughput with zero packet loss, maximizing the performance of lossless services.
- CloudEngine 9855 series switches support ECN Overlay. ECN Overlay applies ECN to a VXLAN network, enabling the traffic receiver to detect congestion on the overlay network in a timely manner and instruct the traffic sender to reduce its packet sending rate to relieve network congestion.

Clear Indicators, Simplifying O&M

Clear indicators:

- The innovative port indicators can clearly show the port status, port speed, and status of all sub-ports.
- State indicators on both the front and rear panels enable users to maintain the switch from either side.
- CloudEngine 9855 series switches support remote positioning. Users can turn on the remote positioning indicator through the network management system (NMS) or console to easily identify the switches they want to maintain in an equipment room full of devices.

Simple maintenance:

- The management port, fan modules, and power modules are on the front panel, which facilitates device maintenance.
- Data ports are located at the rear, facing servers. This facilitates cabling.

Licensing

Huawei CloudEngine 9855 series switches support the CloudFabric IDN One Software (N1) business model, which bundles iMaster NCE-Fabric, iMaster NCE-FabricInsight, and CloudEngine series switches in a range of typical scenarios. This approach simplifies transactions, provides customers with more functions and value, and protects customers' software investment through Software License Portability.

Feature	N1 Software Package (Mandatory)			N1 Add-On Package (Optional)									
	Foundation	Advanced	Premium	TCP Acceleration	Distributed Storage	HPC	AI Scenario	Security	Multi-Cloud and Multi-DC	xFlow Specified Flow Analysis	xFlow Intelligent Full-Flow Analysis	Financial-Grade High Reliability	Digital Map
Basic functions (including IPv6 and VXLAN)	•	•	•										
Telemetry	•	•	•										
PTP	•	•	•										
Multicast NAT		•	•										
M-LAG virtual peer-link ^[1]	•	•	•										
AI ECN 2.0					•	•							
TCP optimization				•	•	•	•						
NSLB						•	•						
Enhanced NSLB							•						
MoFRR												•	
In-network computing (INC)						•							
Adaptive routing						•							
Automation functions	•	•	•										
Basic intent functions			•										
Runbook function		•	•										
Multi-cloud and multi-DC automation scenario package									•				
Basic digital map functions													•
Basic network analysis functions	•	•	•										
Network health evaluation		•	•										
Network flow analysis (100 VMs)			•							•			
Intelligent full-flow analysis (per 20 Gbps)											•		
IFIT service assurance		•	•										
Multi-cloud and multi-DC analysis scenario package									•				
Mapping relationship	Select one from the three packages. The Advanced package contains the Foundation package, and the Premium package contains the Advanced package.			Used together with the Foundation, Advanced, or Premium package.									

Product Specifications

Item	CloudEngine 9855-32DQ
400GE QSFP-DD port	32
Switching capacity	25.6 Tbps
Packet forwarding rate	4800 Mpps
Buffer	128MB
DRAM	16GB
Air duct type	Port-side air intake only
Device virtualization	M-LAG
Port	Jumbo frames
Network virtualization	VXLAN routing and VXLAN bridging BGP-EVPN
SDN	iMaster NCE-Fabric
Network convergence	PFC and AI ECN RDMA and RoCE (RoCE v1 and RoCE v2)
Programmability	OpenFlow OPS programming
Traffic analysis	NetStream
VLAN	Access, trunk, and hybrid ports Default VLAN
MAC address table	Automatic MAC address learning and aging Static, dynamic, and blackhole MAC address entries Source MAC address filtering MAC address learning limiting based on ports and VLANs
IP routing	IPv4 dynamic routing protocols such as RIP, OSPF, IS-IS, and BGP IPv6 dynamic routing protocols such as RIPng, OSPFv3, IS-ISv6, and BGP4+
IPv6	VXLAN Over IPv6 IPv6 VXLAN over IPv4 IPv6 neighbor discovery (ND) Path MTU discovery (PMTU) TCP6, IPv6 ping, IPv6 tracert, IPv6 socket, UDP6, and raw IPv6
Multicast	Multicast routing protocols such as IGMP, PIM-SM, and MSDP IGMP snooping and IGMP proxy IPv6 Layer 3 multicast and configuration of both Layer 2 and Layer 3 multicast services Fast leaving of multicast member interfaces Multicast traffic suppression Multicast NAT
Reliability	LACP

Item	CloudEngine 9855-32DQ
	<p>STP, RSTP, VBST, and MSTP</p> <p>BPDU protection</p> <p>Smart link and multi-instance</p> <p>Hardware-based Bidirectional Forwarding Detection (BFD), with a minimum packet sending interval of 3.3 ms</p> <p>VRRP, VRRP load sharing, and BFD for VRRP</p> <p>BFD for BGP, IS-IS, OSPF, and static routing</p> <p>BFD for VXLAN</p>
QoS	<p>ACL: Ethernet ACL (MAC, TIME, VLAN, NUM, CVLAN), ACL Counter , ACL Deny Logging</p> <p>CAR, re-marking, and scheduling</p> <p>Queue scheduling modes such as PQ, DRR, and PQ+DRR</p> <p>Congestion avoidance mechanisms such as WRED and tail drop</p> <p>Traffic shaping</p>
Intelligent O&M	<p>Network-wide path detection</p> <p>Telemetry</p> <p>Enhanced ERSPAN</p> <p>In-situ Flow Information Telemetry (IFIT)</p> <p>Packet Event: packet loss visualization and ultra-long latency visualization</p> <p>Statistics collection on the buffer microburst status</p> <p>VXLAN OAM: VXLAN ping and VXLAN tracert</p>
Intelligent lossless network	<p>PFC deadlock prevention</p> <p>AI ECN</p> <p>ECN Overlay</p> <p>Enhanced NSLB</p>
Configuration and maintenance	<p>Terminal login through the console port, Telnet, and SSH</p> <p>Network management protocols, such as SNMPv1/v2/v3</p> <p>File upload and download through FTP and TFTP</p> <p>Boot Read-Only Memory (BootROM) upgrade and remote online upgrade</p> <p>Hot patching</p> <p>User operation logs</p> <p>Configuration rollback</p> <p>ZTP</p>
Security and management	<p>MACsec</p> <p>DHCP Relay / Snooping</p> <p>Command line authority control based on user levels, preventing unauthorized users from using commands</p> <p>Defense against DoS, ARP, and ICMP attacks</p> <p>Port isolation, port security, and sticky MAC</p> <p>Binding of the IP address, MAC address, port ID, and VLAN ID</p>

Item	CloudEngine 9855-32DQ
	Authentication methods, including AAA, LDAP, RADIUS, and HWTACACS RMON
Dimensions (H x W x D)	43.6 mm x 600 mm x 442 mm
Weight in full configuration	12.78 kg
Environment requirements	Operating temperature: 0°C to 40°C (0 m to 1800 m) Storage temperature: -40°C to +70°C Relative humidity: 5% RH to 95% RH (noncondensing)
Operating voltage	600 W AC and 240 V DC power module: AC: 90 V AC to 290 V AC, 45 Hz to 65 Hz; DC: 190 V DC to 290 V DC 1200 W DC power module: -38.4 V DC to -72 V DC; 40 V DC to 57 V DC
Typical power consumption	528 W (100% traffic load, copper cables on half ports, normal temperature, dual AC power modules) 689 W (100% traffic load, short-distance optical modules on half ports, normal temperature, dual AC power modules)

Performance and Scalability

Item	Value
Maximum number of MAC address entries	640K
Maximum number of routes (FIB IPv4/IPv6)	1.5M/750K
ARP size	128K
ACL Ingress / Egress using L2, L3, L4 fields	34K / 2K
Maximum number of VRFs	4096
IPv6 ND table size	128K
Maximum number of VRRP groups	1024
Maximum number of ECMP paths	128
Maximum number of VXLAN bridge domains	16K
Maximum number of BDIF interfaces	16K
Maximum number of virtual tunnel endpoints (VTEPs)	16K
Maximum number of LAGs	1024
Maximum number of links in a LAG	256
Maximum number of MSTIs	1000
Maximum number of VLANs where VBST can be configured	640K

Note: This specification may vary between different scenarios. Please contact Huawei for details.

Hardware Specifications

Item		CloudEngine 9855-32DQ
Physical features	Dimensions (H x W x D)	43.6 mm x 600 mm x 442 mm
	Weight without packaging (full configuration) [kg (lb)]	12.78 kg
	Switching capacity (Tbps)	25.6
	Forwarding performance (Mpps)	4800
400GE QSFP-DD port		32
10GE SFP+ port		2
Management interface	Console port	1 x RJ45 interface
	USB port	1
CPU	Number of cores	16
Buffer	System Buffer	130 MB

Item		CloudEngine 9855-32DQ
Power supply	Power modules	2000 W AC&240 V DC power module 2000 W high-voltage DC power module
	Rated input voltage [V]	2000 W AC&240 V DC power module: AC: 100 V AC to 240 V AC, 50/60 Hz; DC: 240 V DC 2000 W high-voltage DC power module: 336 V DC
	Input voltage range [V]	2000 W AC&240 V DC power module: AC: 90 V AC to 290 V AC, 45 Hz to 65 Hz; DC: 190 V DC to 290 V DC 2000 W high-voltage DC power module: 260 V DC to 400 V DC
	Maximum input current	2000 W AC&240 V DC power module: 10 A (100 V AC to 240 V AC); 10 A (240 V DC) 2000 W high-voltage DC power module: 10 A (336 V DC)
	Idle power	400W

	Typical power	528 W (100% traffic load, copper cables on half of ports, normal temperature, dual AC power modules) 689 W (100% traffic load, short-distance optical modules on half of ports, normal temperature, dual AC power modules)
	Maximum power	687W(100% traffic load, no optical modules on all ports, normal temperature, dual AC power modules) 943 W (100% traffic load, short-distance optical modules on all ports, normal temperature, dual AC power modules) 1340 W (100% traffic load, long-distance optical modules on all ports, 40°C or 104°F, dual AC power modules)
	Frequency (AC, Hz)	50/60
Heat dissipation	Heat dissipation mode	Air cooling
	Number of fans	6
	Heat dissipation airflow	Port-side air intake
Environment specifications	Long-term operating temperature (°C)	0°C to 40°C (0-1800 m) The temperature decreases by 1°C each time the altitude increases by 220 m.
	Storage temperature (°C)	-40°C to +70°C
	Storage relative humidity (RH)	5% to 95%
	Operating altitude (m)	Up to 5000
	Noise at normal temperature (27°C, sound pressure) (dBA)	Back-to-front airflow: 63.5 dB(A) on average (maximum: 70.7 dB(A))
	Noise at high temperature (40°C, sound pressure) (dBA)	Back-to-front airflow: 83.5 dB(A) on average (maximum: 90.5 dB(A))
	Surge protection	AC power supply protection: 6 kV in common mode and 6 kV in differential mode DC power supply protection: 4 kV in common mode and 2 kV in differential mode
Reliability	MTBF (year)	26.01
	MTTR (hour)	1.5
	Availability	0.9999934176

Safety and Regulatory Compliance

The following table lists the safety and regulatory compliance of CloudEngine 6800 series switches.

Certification Category	Description
Safety	EU CE: 2006/95/EC, EN 60950-1 Germany GS: EN 60950-1 CB: IEC 60950-1 USA UL: UL 60950-1 Canada CUL: CSA C22.2 No. 60950-1 Australia RCM: AS/NZS 60950-1 China CCC: GB 4943
Electromagnetic Compatibility (EMC)	EU CE: 2014/30/EU, EN55032, EN 55024, and EN 300386 US FCC: 47CFR Part 15 Canada IC: ICES-003 Australia C-Tick: AS/NZS CIPSR22 Japan VCCI: VCCI-3 and VCCI-4 China CCC: GB 9254
Environment	EU ROHS: 2002/95/EC & 2011/65/EU EU REACH: 1907/2006/EC EU WEEE: 2002/96/EC China RoHS: GB/T 26572
EMC: electromagnetic compatibility; CISPR: International Special Committee on Radio Interference EN: European Standard; ETSI: European Telecommunications Standards Institute CFR: Code of Federal Regulations; FCC: Federal Communication Commission IEC: International Electrotechnical Commission AS/NZS: Australian/New Zealand Standard; VCCI: Voluntary Control Council for Interference UL: Underwriters Laboratories; CSA: Canadian Standards Association	

Ordering Information

Device	Description
CE9855-32DQ	CE9855-32DQ,CE9855-32DQ switch (32*400GE QSFP-DD, without fan and power modules)
CE9855-32DQ-B	CE9855-32DQ-B,CE9855-32DQ-B switch (32*400GE QSFP-DD, 2*AC Power Modules, 6* Fans, Port-side Intake)
Fan module	
Model	Description
FAN-040A-A	Fan box(F,FAN panel side Intake)
Power module	
Model	Description
PAC2KS12-PB	2000W AC&240V DC Power Module (Back to Front,Power panel side exhaust)
PDC2K2S12-PB	2200W DC Power Module (Back to Front,Power panel side exhaust)
PHD2KS12-PB	2000W HVDC Power Module (Back to Front,Power panel side exhaust)
Software	
N1-CE98LIC-CFFD	N1-CloudFabric Foundation SW License for CloudEngine 9800
N1-CE98CFFD-SnS1Y	N1-CloudFabric Foundation SW License for CloudEngine CE9800-SnS-Year
N1-CE98LIC-CFAD	N1-CloudFabric Advanced SW License for CloudEngine 9800
N1-CE98CFAD- SnS1Y	N1-CloudFabric Advanced SW License for CloudEngine CE9800-SnS-Year
N1-CE98LIC-CFPM	N1-CloudFabric Premium SW License for CloudEngine 9800
N1-CE98CFPM- SnS1Y	N1-CloudFabric Premium SW License for CloudEngine 9800-SnS-Year
N1-CE98UPG-A-P	N1-CloudEngine 9800 Upgrade SW License:Advanced to Premium
N1-CE98UGAP- SnS1Y	N1-CloudEngine 9800 Upgrade SW License:Advanced to Premium-SnS-Year
N1-CE98LIC-AFRD	N1-CloudEngine 9800 AI Fabric RDMA Application Acceleration Function
N1-CE98AFRD-SnS1Y	N1-CloudEngine 9800 AI Fabric RDMA Application Acceleration Function-SnS-Year
N1-CE98LIC-HPC	N1-CE88LIC-HPC,N1-CloudEngine 9800 AI Fabric Value-added Package for the HPC Scenarios
N1-CE98HPC-SnS1Y	N1-CloudEngine 9800 AI Fabric Value-added Package for the HPC Scenarios-SnS-1 Year,
N1-CE98LIC-AI	N1-CloudEngine 9800 Value-added Package for the AI Scenarios
N1-CE98AI-SnS1Y	N1-CloudEngine 9800 Value-added Package for the AI Scenarios-SnS Year
CE98LIC-FINHA	N1-CE98LIC-FINHA,N1-CloudEngine 9800 high reliability of finance Function
N1-CE98FINHA-SnS1Y	N1-CE98LIC-FINHA,N1-CloudEngine 9800 high reliability of finance Function-SnS-Year
N1-CE-F-LIC-MDCA	N1-CloudEngine Data Center Switch Multi-cloud Multi-DC Value-added Package - Fixed
N1-CEFMDCA - SnS1Y	N1-CloudEngine Data Center Switch Multi-cloud Multi-DC Value-added Package, Per Fixed device-SnS-Year
N1-CE-F-LIC-DM	N1-CloudEngine Digital Map Basic Function-Fixed
N1-CEMDF-SnS1Y	N1-CloudEngine Digital Map Function
N1-CE-LIC-AFP100VM	N1-CloudEngine Specified Flow Analysis Value-added Package Per 100 VM
N1-CEAFP100VM-SnS1Y	N1-CloudEngine Specified Flow Analysis Value-added Package Per 100 VM-SnS-Year
N1-CE-LIC-AFP1KVM	N1-CloudEngine Specified Flow Analysis Value-added Package Per 1k VM
N1-CEAFP1KVM-SnS1Y	N1-CloudEngine Specified Flow Analysis Value-added Package Per 1k VM-SnS-Year

Device	Description
N1-CE-LIC-XFLOW20G	N1-CloudEngine xFlow Intelligent Full-flow Analysis
N1-CEXFLOW20G-SnS1Y	N1-CloudEngine xFlow Intelligent Full-flow Analysis -SnS-Year
N1-CE-LIC-XFLOW40G	N1-CloudEngine xFlow Intelligent Full-flow Analysis, 40Gbps, 15Mpps, 1.8M Flow Per Second
N1-CEXFLOW40G-SnS1Y	N1-CloudEngine xFlow Intelligent Full-flow Analysis, 40Gbps, 15Mpps, 1.8M Flow Per Second-SnS-Year

Networking and Applications

Typical Application in DCs

On a typical DCN, CloudEngine 16800 or 16800-X switches work as core switches, whereas CloudEngine 9855 series switches work as TOR switches and connect to the core switches through 40GE, 100GE, or 200GE ports to build an end-to-end and fully-connected 100GE/200GE/400GE network. The switches use VXLAN and other fabric protocols to establish a non-blocking large Layer 2 network, which allows large-scale VM migration and flexible service deployment.

Note: VXLAN can also be used to support flexible different service areas.



be used on campus networks service deployment in

More Information

For more information about Huawei products, visit <http://e.huawei.com> or contact Huawei's local sales office.


Alternatively, you can contact us through one of the following methods:

- Global service hotline: <http://e.huawei.com/en/service-hotline>
- Enterprise technical support website: <http://support.huawei.com/enterprise/>
- Service email address for enterprise users: support_e@huawei.com

Copyright © Huawei Technologies Co., Ltd. 2025. All rights reserved.

No part of this document may be reproduced or transmitted in any form or by any means without prior written consent of Huawei Technologies Co., Ltd.

Trademarks and Permissions

 HUAWEI and other Huawei trademarks are trademarks of Huawei Technologies Co., Ltd.

All other trademarks and trade names mentioned in this document are the property of their respective holders.

Notice

The purchased products, services and features are stipulated by the contract made between Huawei and the customer. All or part of the products, services and features described in this document may not be within the purchase scope or the usage scope. Unless otherwise specified in the contract, all statements, information, and recommendations in this document are provided "AS IS" without warranties, guarantees or representations of any kind, either express or implied.

The information in this document is subject to change without notice. Every effort has been made in the preparation of this document to ensure accuracy of the contents, but all statements, information, and recommendations in this document do not constitute a warranty of any kind, express or implied.

Huawei Technologies Co., Ltd.

Address: Huawei Industrial Base, Bantian, Longgang, Shenzhen, People's Republic of China

Post code: 518129

Website: e.huawei.com